

INSPIRING WRITING: BOOK MAKING

Book making allows children to explore the writing process in a meaningful way. It raises self-esteem and helps children see that their work is valued. It raises the status of presentation of written work and provides writers with a strong sense of purpose and audience. To engage children in writing projects, why not become published authors through a range of different book forms? Better yet, share your publications during assemblies and store them in reading corners or the school library for all to share!

Whatever you decide to do with your class, here's some inspiration...

← Sensory Book

Could you make a sensory book that children can feel and touch?

Perhaps an alphabet book about the letters of the alphabet or poetry around a theme of colours or textures? It could even be an information book about different types of materials.

Zig Zag Books →

Easy to make and fun to read – each child could make a single page or you could work collaboratively in pairs/groups. You could even super-size your zig zag book using large pieces of card!



← Scrap Books

You could buy a binder or a book for children to fill in, or they could each make their own pages to be bound together with ribbon or staples. Scrap books are fun to read and can include photos, writing, illustrations and annotations. It could be about your favourite book or characters or an informative book linked to current topics!



Collage Books →

You could set the children homework to bring in photographs of themselves and their families to make an 'all about us' style collage book. It could be bound together or you could put the pages in plastic wallets and insert them in a binder. You could even decorate the cover of the binder too!


<http://wonderteacher.com/build-community-with-class-books-book-1-the-collage-book/>






← Photography or Art Books

Take photos of the major moments in your school day. Print the photos and then assign one or two to each student and ask them to write a caption or paragraph! Lalalab.com is great for making online photo books! Alternatively, you could ask each child to do some artwork and write a caption explaining their art.

<http://wonderteacher.com/build-community-with-class-books-photo-based-book-ideas/>



VISUAL INSPIRATION!



HOW TO MAKE YOUR BOOKS...

Amazon Young Storyteller



What could be more motivating for young writers than to see their work published in a real book? You won't be able to publish this within a week, but you could make a start and have it published for Summer! CWC already has a KDP account to get you started and you can find out more about how this works [here](#).

Hand bound books



There are many ways to hand bind books, from hole-punches and ribbons to staples and coloured tape. There are plenty of YouTube tutorials and pinterest ideas, but here are 5 easy ways to bind your own books to get you started: <http://wonderteacher.com/5-easy-ways-to-bind-books-in-the-classroom/>



Buy a book and insert the pages

You could buy an A4 binder and hole punch work or insert it into A4 plastic wallets or buy a soft cover display book (pictured) and insert children's work inside. This is a real time-saver if you're struggling to find time to make your own! Consortium has a whole range of display books and presentation binders to choose from.